


PRINTABLE BLANK MUSIC CHARTS FOR PIANO PLAYERS

# ピアノのための コピーできる 譜面用紙セット



# 目次

五線譜 (小) : 10mm (12 段) .....	4
五線譜 (小) 4 小節 : 10mm (12 段) .....	5
五線譜 (中) : 18mm (8 段) .....	6
五線譜 (中) 4 小節 : 18mm (8 段) .....	7
五線譜 (大) : 27mm (4 段) .....	8
五線譜 (大) + 子供レッスン用ぬりえ : 27mm (3 段) .....	9
五線譜 横 (小) : 10mm (7 段) .....	10
五線譜 横 (小) 8 小節 : 10mm (7 段) .....	11
五線譜 横 (中) : 18mm (5 段) .....	12
五線譜 横 (中) 4 小節 : 18mm (5 段) .....	13
五線譜 横 (大) : 27mm (3 段) .....	14
五線譜 横 (大) + 子供レッスン用ぬりえ : 27mm (2 段) .....	15
大譜表 (小) : 10mm (5 段) .....	16
大譜表 (小) 4 小節 : 10mm (5 段) .....	17
大譜表 (中) : 18mm (3 段) .....	18
大譜表 (中) 4 小節 : 18mm (3 段) .....	19
大譜表 (大) : 27mm (2 段) .....	20
大譜表 (大) 2 小節 : 27mm (2 段) .....	21
大譜表 横 (小) : 10mm (3 段) .....	22
大譜表 横 (小) 8 小節 : 10mm (3 段) .....	23
大譜表 横 (中) : 18mm (2 段) .....	24
大譜表 横 (中) 4 小節 : 18mm (2 段) .....	25
大譜表 横 (大) : 27mm (1 段) .....	26
大譜表 横 (大) + 子供レッスン用ぬりえ : 27mm (1 段) .....	27
五線譜 (小) + 大譜表 (小) : 10mm (3 段) .....	28
五線譜 (小) 4 小節 + 大譜表 (小) 4 小節 : 10mm (3 段) .....	29
五線譜 (中) + 大譜表 (中) : 18mm (2 段) .....	30
五線譜 (中) 4 小節 + 大譜表 (中) 4 小節 : 18mm (2 段) .....	31
五線譜 (大) + 大譜表 (大) : 27mm (1 段) .....	32
五線譜 (大) + 大譜表 (大) + 子供レッスン用ぬりえ : 27mm (1 段) .....	33
五線譜 横 (小) + 大譜表 横 (小) : 10mm (2 段) .....	34
五線譜 横 (小) 8 小節 + 大譜表 横 (小) 8 小節 : 10mm (2 段) .....	35
五線譜 横 (中) + 大譜表 横 (中) : 18mm (1 段) .....	36
五線譜 横 (中) 4 小節 + 大譜表 横 (中) 4 小節 : 18mm (1 段) .....	37
五線譜 横 (大) + 大譜表 横 (大) : 27mm (1 段) .....	38
五線譜 横 (大) 2 小節 + 大譜表 横 (大) 2 小節 : 27mm (1 段) .....	39
五線譜 (小) + メモ : 10mm (8 段) .....	40
五線譜 (小) 4 小節 + メモ : 10mm (8 段) .....	41
五線譜 (中) + メモ : 18mm (5 段) .....	42
五線譜 (中) 4 小節 + メモ : 18mm (5 段) .....	43
五線譜 (大) + メモ : 27mm (3 段) .....	44

五線譜 (大) + メモ + 子供レッスン用ぬりえ : 27mm (2 段) .....	45
五線譜 横 (小) + メモ : 10mm (4 段) .....	46
五線譜 横 (小) 8 小節 + メモ : 10mm (4 段) .....	47
五線譜 横 (中) + メモ : 18mm (3 段) .....	48
五線譜 横 (中) 4 小節 + メモ : 18mm (3 段) .....	49
五線譜 横 (大) + メモ : 27mm (2 段) .....	50
五線譜 横 (大) 2 小節 + メモ : 27mm (2 段) .....	51
五線譜 (小) + 鍵盤図 : 10mm (5 段) .....	52
五線譜 (小) 4 小節 + 鍵盤図 : 10mm (5 段) .....	53
五線譜 (中) + 鍵盤図 : 18mm (4 段) .....	54
五線譜 (中) 4 小節 + 鍵盤図 : 18mm (4 段) .....	55
五線譜 (大) + 鍵盤図 : 27mm (3 段) .....	56
五線譜 (大) 2 小節 + 鍵盤図 : 27mm (3 段) .....	57
五線譜 横 (小) + 鍵盤図 : 10mm (4 段) .....	58
五線譜 横 (小) 8 小節 + 鍵盤図 : 10mm (4 段) .....	59
五線譜 横 (中) + 鍵盤図 : 18mm (2 段) .....	60
五線譜 横 (中) 4 小節 + 鍵盤図 : 18mm (2 段) .....	61
五線譜 横 (大) + 鍵盤図 : 27mm (1 段) .....	62
五線譜 横 (大) + 鍵盤図 + 子供レッスン用ぬりえ : 27mm (1 段) .....	63
五線譜 (小) + 鍵盤図 + メモ : 10mm (4 段) .....	64
五線譜 (小) 4 小節 + 鍵盤図 + メモ : 10mm (4 段) .....	65
五線譜 (中) + 鍵盤図 + メモ : 18mm (3 段) .....	66
五線譜 (中) 4 小節 + 鍵盤図 + メモ : 18mm (3 段) .....	67
五線譜 (大) + 鍵盤図 + メモ : 27mm (2 段) .....	68
五線譜 (大) 2 小節 + 鍵盤図 + メモ : 27mm (2 段) .....	69
五線譜 横 (小) + 鍵盤図 + メモ : 10mm (3 段) .....	70
五線譜 横 (小) 8 小節 + 鍵盤図 + メモ : 10mm (3 段) .....	71
五線譜 横 (中) + 鍵盤図 + メモ : 18mm (2 段) .....	72
五線譜 横 (中) 4 小節 + 鍵盤図 + メモ : 18mm (2 段) .....	73
五線譜 横 (大) + 鍵盤図 + メモ : 27mm (1 段) .....	74
五線譜 横 (大) 4 小節 + 鍵盤図 + メモ : 27mm (1 段) .....	75
鍵盤図 .....	76
鍵盤図 横 .....	77
音符カード (1 オクターブ) .....	78
音符カード (書き込み用) .....	79

## 【本書について】

本書は様々なシチュエーションで想定されるピアノ用 A4 サイズの譜面用紙です。レッスンやご自身の練習、リハーサルなどシーンに合わせて必要なページをコピーしてお使いください。また、各ページの上下に小節線を入れるガイドを入れてあります。

SAMPLE

SAMPLE

SAMPLE

SAMPLE

SAMPLE

SAMPLE

♪♪ できたらぬろう! ♪♪

				
---	---	---	---	---

SAMPLES

SAMPLES





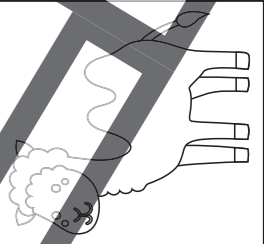
EXAMPLE


EXAMPLE

④ さんぽしるし


④ さんぽしるし

♪ できたらぬろう！


				
---	---	--	---	---




A musical score template for page 16. It features five systems of music staves. Each system consists of a grand staff (treble and bass clefs) and a single bass clef staff. A large, grey, outlined watermark reading "SAMPLE" is oriented diagonally across the page from the bottom-left to the top-right. The page is otherwise blank.




A musical score template for page 17. It features five systems of music staves, identical in layout to page 16. Each system consists of a grand staff (treble and bass clefs) and a single bass clef staff. A large, grey, outlined watermark reading "SAMPLE" is oriented diagonally across the page from the bottom-left to the top-right. The page is otherwise blank.







Handwriting practice page 18. The page features three sets of horizontal lines for writing. A large, stylized watermark reading "SAMPLE" is oriented vertically across the page. Each set of lines is preceded by a decorative curly brace on the left side.





Handwriting practice page 19. The page features three sets of horizontal lines for writing. A large, stylized watermark reading "SAMPLE" is oriented vertically across the page. Each set of lines is preceded by a decorative curly brace on the left side. The right side of the page contains a grid of empty boxes for additional practice.







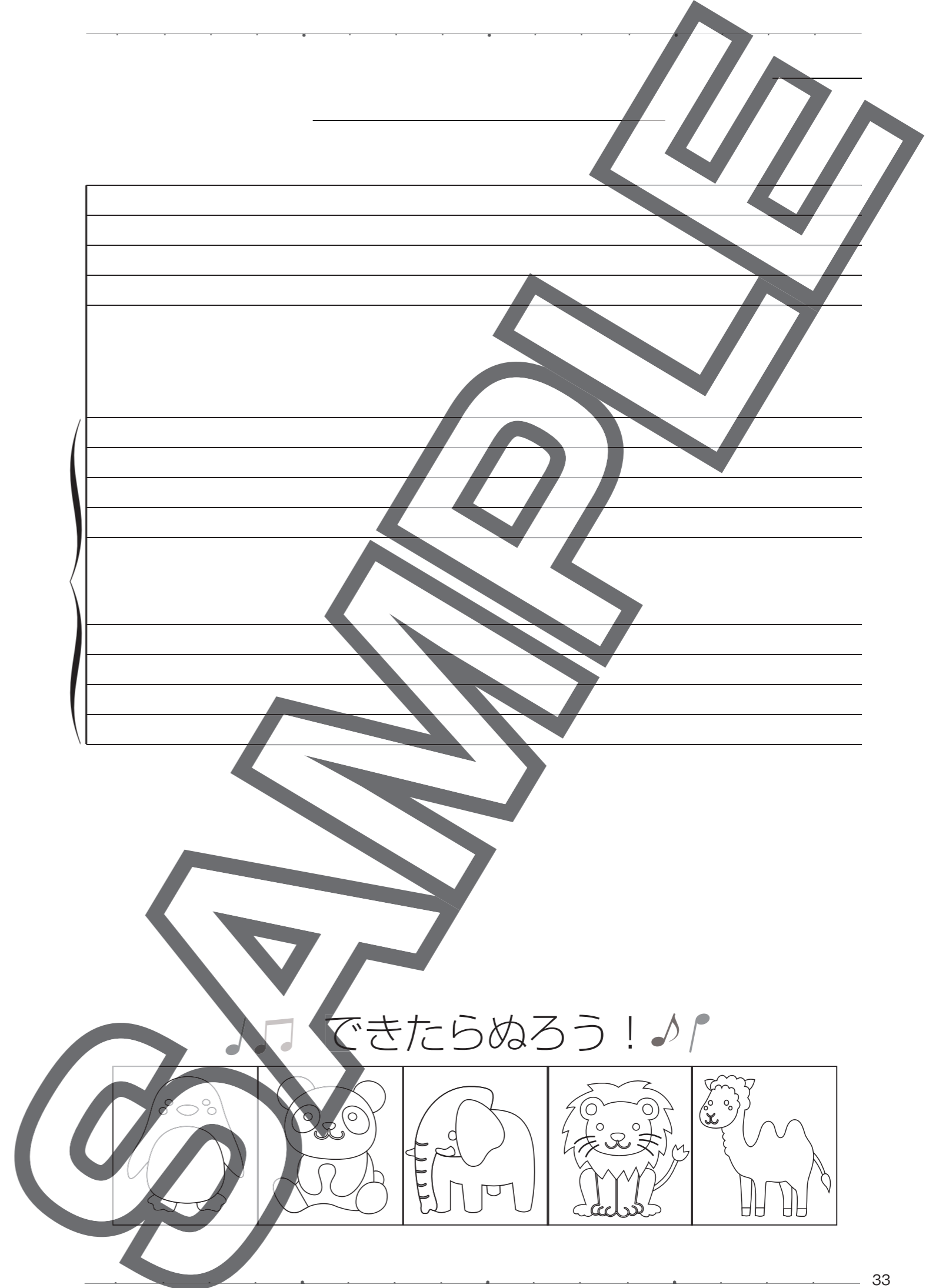





A musical score page for page 28. It features three systems of music staves. Each system consists of a grand staff (treble and bass clefs) and a single bass clef staff. The word "SAMPLE" is written diagonally across the page in a large, bold, grey, outlined font. A horizontal line is positioned above the first system of staves.



A musical score page for page 29. It features three systems of music staves, identical in layout to page 28. Each system consists of a grand staff (treble and bass clefs) and a single bass clef staff. The word "SAMPLE" is written diagonally across the page in a large, bold, grey, outlined font. A horizontal line is positioned above the first system of staves.



Handwriting practice sheet for page 30. It features two sets of musical staves. The top set has a treble clef and a key signature of one flat. The bottom set has a bass clef and a key signature of one flat. A large, stylized watermark 'SAMPLE' is oriented vertically across the page.

Handwriting practice sheet for page 31. It features two sets of musical staves. The top set has a treble clef and a key signature of one flat. The bottom set has a bass clef and a key signature of one flat. A large, stylized watermark 'SAMPLE' is oriented vertically across the page.









SAMPLE

SAMPLE

SAMPLE






SAMPLE

SAMPLE

SAMPLE

め も

♪ できたらぬろう! ♪

				
---	---	---	---	---

SAMPLE

SAMPLE

EXAMPLE

EXAMPLE

SAMPLES

SAMPLES

Page 52 features a large, diagonal watermark reading "SAMPLE" in a bold, outlined font. The page contains six systems of musical notation. Each system consists of a grand staff (treble and bass clefs) and a piano keyboard diagram below it. The keyboard diagrams show specific notes highlighted in grey, indicating the fingerings for the exercises. The first system has four keyboard diagrams, the second has three, and the remaining three systems each have four.

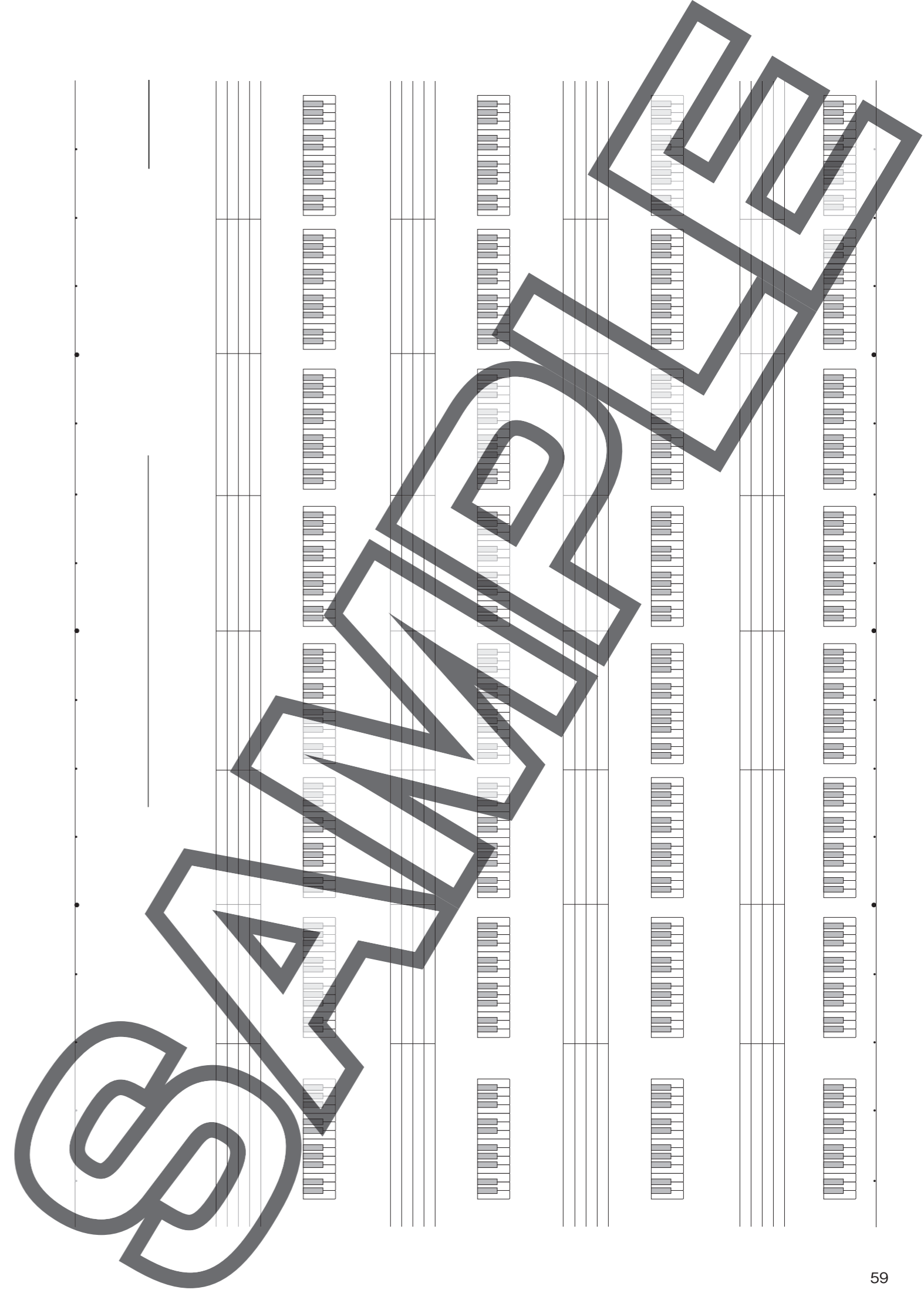

Page 53 features a large, diagonal watermark reading "SAMPLE" in a bold, outlined font. The page contains six systems of musical notation. Each system consists of a grand staff (treble and bass clefs) and a piano keyboard diagram below it. The keyboard diagrams show specific notes highlighted in grey, indicating the fingerings for the exercises. The first system has four keyboard diagrams, the second has three, and the remaining three systems each have four.

Page 54 features a large, diagonal watermark reading "SAMPLE" in a bold, grey, outlined font. The page contains four systems of musical notation. Each system consists of a grand staff (treble and bass clefs) and a piano keyboard diagram below it. The keyboard diagrams show specific keys highlighted in grey, indicating the notes to be played. The first system has four keyboard diagrams, the second has four, the third has four, and the fourth has four. The notation above the keyboards is mostly blank, with some faint lines suggesting a melody or accompaniment.

Page 55 features a large, diagonal watermark reading "SAMPLE" in a bold, grey, outlined font. The page contains four systems of musical notation. Each system consists of a grand staff (treble and bass clefs) and a piano keyboard diagram below it. The keyboard diagrams show specific keys highlighted in grey, indicating the notes to be played. The first system has four keyboard diagrams, the second has four, the third has four, and the fourth has four. The notation above the keyboards is mostly blank, with some faint lines suggesting a melody or accompaniment.

A musical staff consisting of five horizontal lines. Four piano keyboard diagrams are positioned across the staff, each spanning one line. The diagrams show a sequence of white and black keys. A large, bold, dark gray watermark with the word "SAMPLE" is oriented diagonally from the bottom-left to the top-right, overlapping the staff and keyboard diagrams.

A musical staff consisting of five horizontal lines. Four piano keyboard diagrams are positioned across the staff, each spanning one line. The diagrams show a sequence of white and black keys. A large, bold, dark gray watermark with the word "SAMPLE" is oriented diagonally from the bottom-left to the top-right, overlapping the staff and keyboard diagrams.



This page contains a musical score for a piano piece. The score is written on a grand staff with five lines. A large, semi-transparent watermark reading "SAMPUL" is oriented vertically across the page. Below the staff, there are four piano keyboard diagrams, each showing a specific chord or sequence of notes. The diagrams are arranged horizontally, corresponding to the notes on the staff.

This page contains a musical score for a piano piece, continuing from page 60. It features a grand staff with five lines. A large, semi-transparent watermark reading "SAMPUL" is oriented vertically. Below the staff, there are four piano keyboard diagrams showing chords and note sequences. The layout is consistent with the previous page, including the watermark and the arrangement of keyboard diagrams.

② さんぽ

A musical staff on page 64 featuring four sets of keyboard diagrams. Each set consists of a five-line staff with a treble clef and a corresponding keyboard diagram below it. The diagrams show a sequence of notes: the first has four notes, the second has five, the third has six, and the fourth has seven. A large, stylized watermark reading 'SAMPLE' is oriented diagonally across the page.



A musical staff on page 65 featuring four sets of keyboard diagrams. Each set consists of a five-line staff with a treble clef and a corresponding keyboard diagram below it. The diagrams show a sequence of notes: the first has four notes, the second has five, the third has six, and the fourth has seven. A large, stylized watermark reading 'SAMPLE' is oriented diagonally across the page.



A musical staff on page 66 featuring four sets of keyboard diagrams. Each set consists of four diagrams showing a sequence of notes on a piano keyboard. The diagrams are arranged in a 2x2 grid. A large, dark gray, stylized watermark reading 'SAMPLE' is oriented diagonally across the page, from the bottom left towards the top right.

A musical staff on page 67 featuring four sets of keyboard diagrams. Each set consists of four diagrams showing a sequence of notes on a piano keyboard. The diagrams are arranged in a 2x2 grid. A large, dark gray, stylized watermark reading 'SAMPLE' is oriented diagonally across the page, from the bottom left towards the top right.

A musical staff consisting of five horizontal lines. The staff is divided into four sections by vertical lines. Each section contains a small diagram of a piano keyboard with several keys highlighted in grey. A large, bold, grey watermark with the word "SAMPLE" is oriented diagonally across the page, from the bottom left towards the top right.

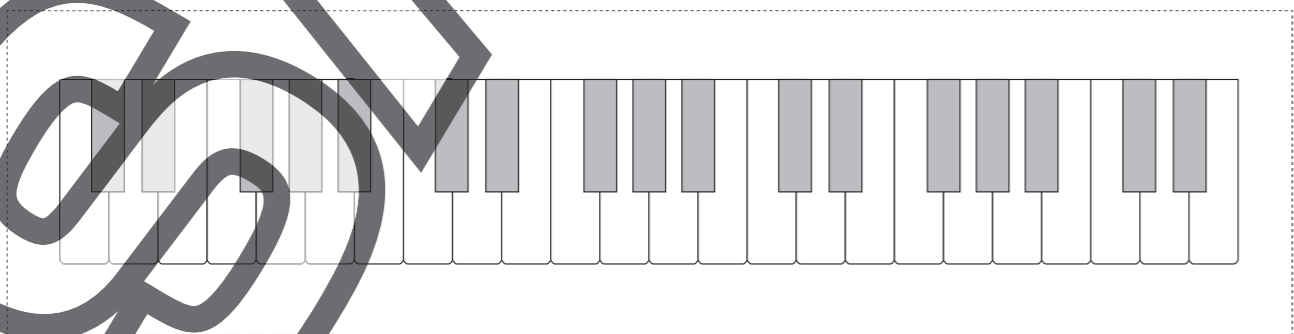
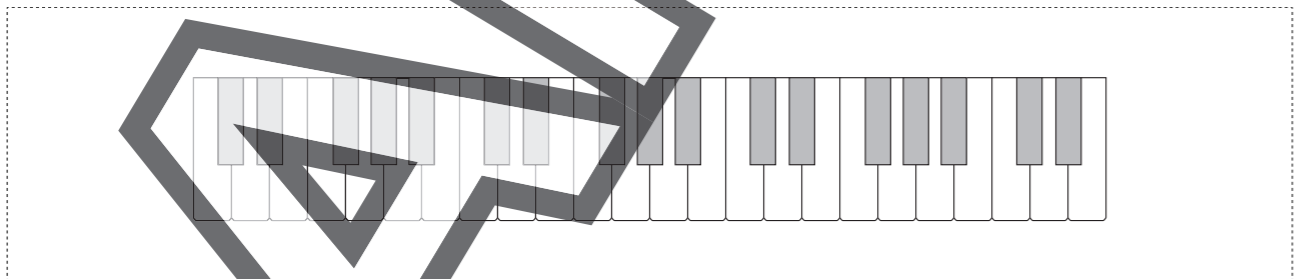
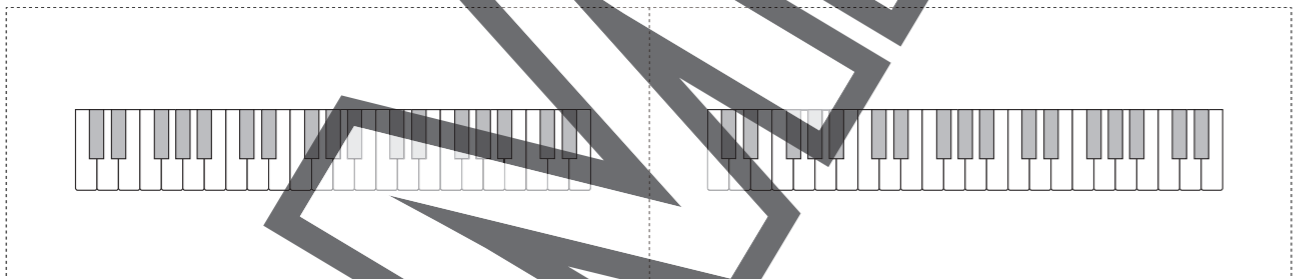

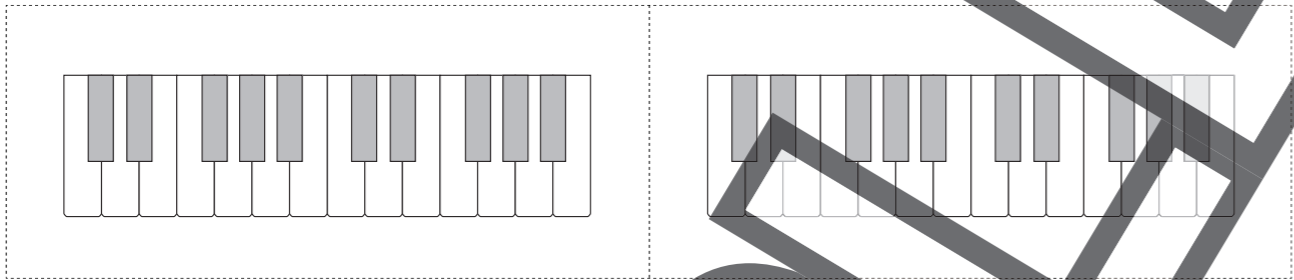
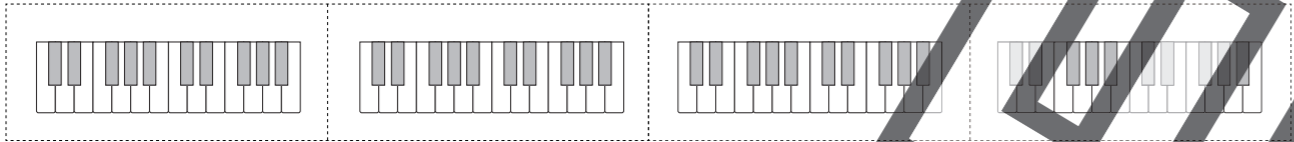
A musical staff consisting of five horizontal lines. The staff is divided into four sections by vertical lines. Each section contains a small diagram of a piano keyboard with several keys highlighted in grey. A large, bold, grey watermark with the word "SAMPLE" is oriented diagonally across the page, from the bottom left towards the top right.



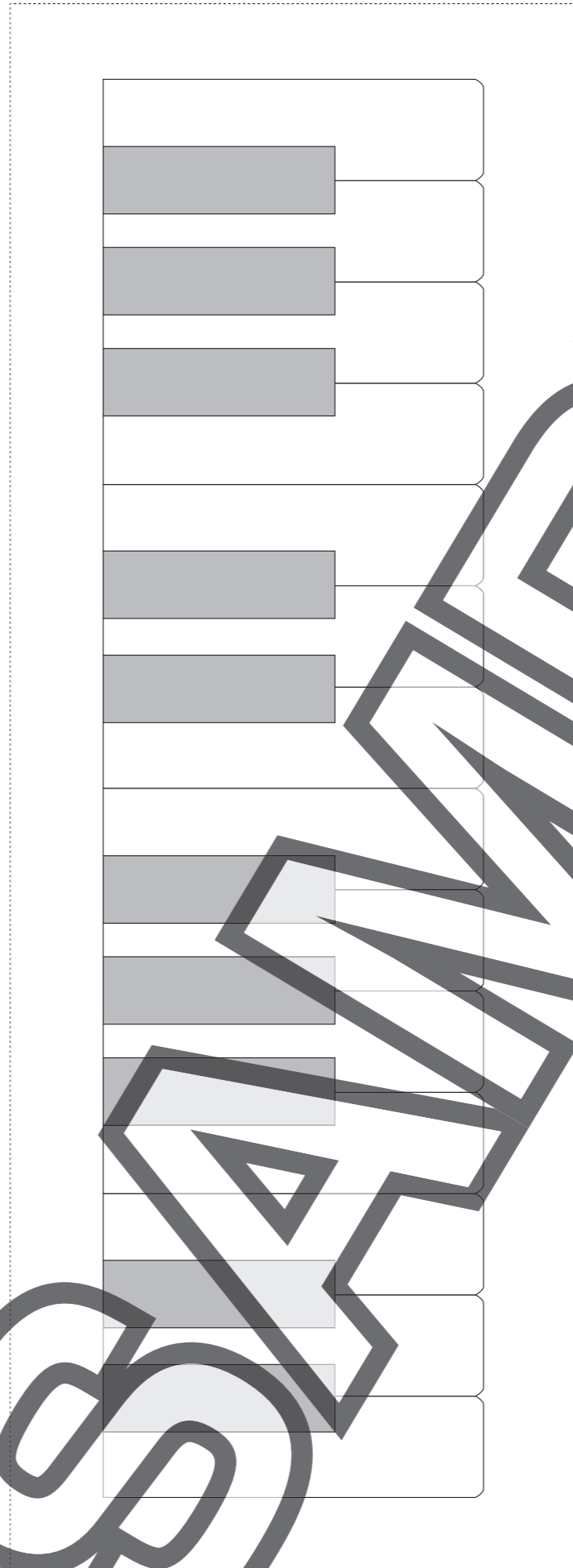


Musical score for page 74. The score is written on a five-line staff with a treble clef. It features a series of notes, including a prominent eighth-note pattern. A large, stylized watermark reading "BAMBI" is overlaid on the score. Below the staff, there is a graphic of a piano keyboard with several keys highlighted in grey.

Musical score for page 75. The score is written on a five-line staff with a treble clef. It features a series of notes, including a prominent eighth-note pattern. A large, stylized watermark reading "BAMBI" is overlaid on the score. Below the staff, there is a graphic of a piano keyboard with several keys highlighted in grey.




©


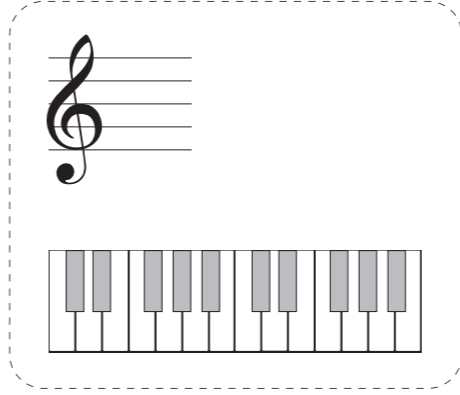



©


ド






レ



ミ





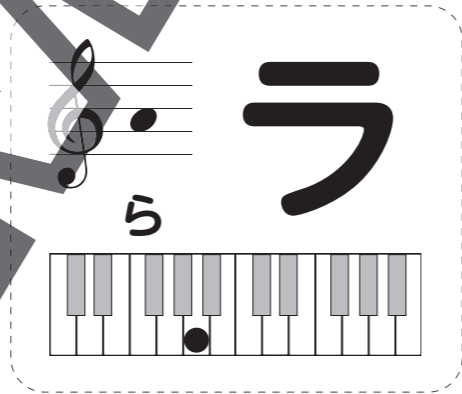
ファ




ソ



ラ



シ



ド

