

PRINTABLE BLANK MUSIC CHARTS FOR GUITAR PLAYERS

# ギターのための コピーできる 譜面用紙セット

# 目次

|  |    |
|--|----|
| TAB譜 (小) : 10mm (11 段) .....                                 | 4  |
| TAB譜 (小) 4 小節 : 10mm (11 段) .....                            | 5  |
| TAB譜 (中) : 14mm (8 段) .....                                  | 6  |
| TAB譜 (中) 4 小節 : 14mm (8 段) .....                             | 7  |
| TAB譜 (大) : 19mm (6 段) .....                                  | 8  |
| TAB譜 (大) 2 小節 : 19mm (6 段) .....                             | 9  |
| TAB譜 (特大) : 30mm (4 段) .....                                 | 10 |
| TAB譜 (特大) 2 小節 : 30mm (4 段) .....                            | 11 |
| TAB譜 横 (小) : 10mm (6 段) .....                                | 12 |
| TAB譜 横 (小) 8 小節 : 10mm (6 段) .....                           | 13 |
| TAB譜 横 (中) : 14mm (5 段) .....                                | 14 |
| TAB譜 横 (中) 4 小節 : 14mm (5 段) .....                           | 15 |
| TAB譜 横 (大) : 19mm (4 段) .....                                | 16 |
| TAB譜 横 (大) 4 小節 : 19mm (4 段) .....                           | 17 |
| TAB譜 横 (特大) : 30mm (3 段) .....                               | 18 |
| TAB譜 横 (特大) 4 小節 : 30mm (3 段) .....                          | 19 |
| 五線譜 (小) + TAB譜 (小) : 10mm (6 段) .....                        | 20 |
| 五線譜 (小) 4 小節 + TAB譜 (小) 4 小節 : 10mm (6 段) .....              | 21 |
| 五線譜 (中) + TAB譜 (中) : 14mm (4 段) .....                        | 22 |
| 五線譜 (中) 4 小節 + TAB譜 (中) 4 小節 : 14mm (4 段) .....              | 23 |
| 五線譜 (大) + TAB譜 (大) : 19mm (3 段) .....                        | 24 |
| 五線譜 (大) 4 小節 + TAB譜 (大) 2 小節 : 19mm (3 段) .....              | 25 |
| 五線譜 横 (小) + TAB譜 横 (小) : 10mm (3 段) .....                    | 26 |
| 五線譜 横 (小) 4 小節 + TAB譜 横 (小) 8 小節 : 10mm (3 段) .....          | 27 |
| 五線譜 横 (中) + TAB譜 横 (中) : 14mm (2 段) .....                    | 28 |
| 五線譜 横 (中) 4 小節 + TAB譜 横 (中) 4 小節 : 14mm (2 段) .....          | 29 |
| 五線譜 横 (大) + TAB譜 横 (大) : 19mm (1 段) .....                    | 30 |
| 五線譜 横 (大) 4 小節 + TAB譜 横 (大) 4 小節 : 19mm (1 段) .....          | 31 |
| ダイアグラム (小) + TAB譜 (小) : 10mm (5 段) .....                     | 32 |
| ダイアグラム (小) + TAB譜 (小) 4 小節 : 10mm (5 段) .....                | 33 |
| ダイアグラム (中) + TAB譜 (中) : 14mm (4 段) .....                     | 34 |
| ダイアグラム (中) + TAB譜 (中) 4 小節 : 14mm (4 段) .....                | 35 |
| ダイアグラム (大) + TAB譜 (大) : 19mm (3 段) .....                     | 36 |
| ダイアグラム (大) + TAB譜 (大) 2 小節 : 19mm (3 段) .....                | 37 |
| ダイアグラム (特大) + TAB譜 (特大) : 30mm (2 段) .....                   | 38 |
| ダイアグラム (特大) + TAB譜 (特大) 2 小節 : 30mm (2 段) .....              | 39 |
| スケール指板図 (小) + TAB譜 (小) : 10mm (5 段) .....                    | 40 |
| スケール指板図 (小) + TAB譜 (小) 4 小節 : 10mm (5 段) .....               | 41 |
| スケール指板図 (中) + TAB譜 (中) : 14mm (4 段) .....                    | 42 |
| スケール指板図 (中) + TAB譜 (中) 2 小節 : 14mm (4 段) .....               | 43 |
| スケール指板図 (大) + TAB譜 (大) : 19mm (2 段) .....                    | 44 |
| スケール指板図 (大) + TAB譜 (大) 2 小節 : 19mm (2 段) .....               | 45 |
| TAB2段譜 (小) : 10mm (5 段) .....                                | 46 |
| TAB2段譜 (小) 4 小節 : 10mm (5 段) .....                           | 47 |
| TAB2段譜 (中) : 14mm (4 段) .....                                | 48 |
| TAB2段譜 (中) 4 小節 : 14mm (4 段) .....                           | 49 |
| TAB2段譜 (大) : 19mm (3 段) .....                                | 50 |
| TAB2段譜 (大) 2 小節 : 19mm (3 段) .....                           | 51 |
| 五線譜 (小) + ダイアグラム (小) + TAB譜 (小) : 10mm (4 段) .....           | 52 |
| 五線譜 (小) 4 小節 + ダイアグラム (小) + TAB譜 (小) 4 小節 : 10mm (4 段) ..... | 53 |

|   |    |
|---|----|
| 五線譜 (中) + ダイアグラム (中) + TAB譜 (中) : 14mm (3 段) .....            | 54 |
| 五線譜 (中) 4 小節 + ダイアグラム (中) + TAB譜 (中) 4 小節 : 14mm (3 段) .....  | 55 |
| 五線譜 (大) + ダイアグラム (大) + TAB譜 (大) : 19mm (2 段) .....            | 56 |
| 五線譜 (大) 2 小節 + ダイアグラム (大) + TAB譜 (大) 2 小節 : 19mm (2 段) .....  | 57 |
| 五線譜 (小) + スケール指板図 (小) + TAB譜 (小) : 10mm (3 段) .....           | 58 |
| 五線譜 (小) 4 小節 + スケール指板図 (小) + TAB譜 (小) 4 小節 : 10mm (3 段) ..... | 59 |
| 五線譜 (中) + スケール指板図 (中) + TAB譜 (中) : 14mm (3 段) .....           | 60 |
| 五線譜 (中) 4 小節 + スケール指板図 (中) + TAB譜 (中) 4 小節 : 14mm (3 段) ..... | 61 |
| 五線譜 (大) + スケール指板図 (大) + TAB譜 (大) : 19mm (2 段) .....           | 62 |
| 五線譜 (大) 2 小節 + スケール指板図 (大) + TAB譜 (大) 2 小節 : 19mm (2 段) ..... | 63 |
| 五線譜 (小) + TAB2段譜 (小) : 10mm (4 段) .....                       | 64 |
| 五線譜 (小) 4 小節 + TAB2段譜 (小) 4 小節 : 10mm (4 段) .....             | 65 |
| 五線譜 (中) + TAB2段譜 (中) : 14mm (3 段) .....                       | 66 |
| 五線譜 (中) 2 小節 + TAB2段譜 (中) 2 小節 : 14mm (3 段) .....             | 67 |
| 五線譜 (大) + TAB2段譜 (大) : 19mm (2 段) .....                       | 68 |
| 五線譜 (大) 2 小節 + TAB2段譜 (大) 2 小節 : 19mm (2 段) .....             | 69 |
| スケール指板図 (小) + 五線譜 (小) : 7.5mm (6 段) .....                     | 70 |
| スケール指板図 (小) + 五線譜 (小) 4 小節 : 7.5mm (6 段) .....                | 71 |
| スケール指板図 (中) + 五線譜 (中) : 12mm (4 段) .....                      | 72 |
| スケール指板図 (中) + 五線譜 (中) 4 小節 : 12mm (4 段) .....                 | 73 |
| スケール指板図 (大) + 五線譜 (大) : 17mm (3 段) .....                      | 74 |
| スケール指板図 (大) + 五線譜 (大) 2 小節 : 17mm (3 段) .....                 | 75 |
| 五線譜 (小) : 7mm (12 段) .....                                    | 76 |
| 五線譜 (小) 4 小節 : 7mm (12 段) .....                               | 77 |
| 五線譜 (中) : 11mm (8 段) .....                                    | 78 |
| 五線譜 (中) 4 小節 : 11mm (8 段) .....                               | 79 |
| 五線譜 (大) : 16mm (6 段) .....                                    | 80 |
| 五線譜 (大) 4 小節 : 16mm (6 段) .....                               | 81 |
| 単線 : (16 段) .....   | 82 |
| 単線 4 小節 : (16 段) .....  | 83 |
| ダイアグラム .....  | 84 |
| スケール指板図 .....   | 86 |

## 【本書の便利な使い方】

本書は様々なシチュエーションで想定されるギター用 A4 サイズの譜面用紙です。レッスンやご自身の練習、セッションやリハーサルなどシーンに合わせて必要なページをコピーしてお使いください。また、自由度を高くするために小節線は入れてありません。

- ・ダイアグラム & TAB譜 (p32 ~) : TAB譜の上にダイアグラムを書き込めます。弾き語り、歌の伴奏に便利です。
- ・スケール指板図 & TAB譜 (p40 ~) : TAB譜の上にスケール (音階) を書き込めます。セッションなどに便利です。
- ・TAB 2段譜 (p46 ~) : 2段のTAB譜です。リードギター、伴奏など複数のパートを書くときに便利です。
- ・五線譜 + ダイアグラム + TAB譜 (p52 ~) : TAB譜に書ききれないコードの押さえ方を書くときに便利です。
- ・五線譜 + スケール指板図 + TAB譜 (p58 ~) : セッションやレッスンなどソロなどの音階を書くときに便利です。
- ・五線譜 & TAB 2段譜 (p64 ~) : メロディ譜と複数のギターパートを書くときに便利です。
- ・スケール指板図 + 五線譜 (p70 ~) : セッションなどで、ソロの音階をこっそり書いておきたいときに便利です。
- ・単線 (p82 ~) : コードだけ書くときに便利です。多くの小節を少ない枚数で記入できます。
- ・ダイアグラム (p84 ~) : コードの押さえ方を記入できます。レッスンや学習時に便利です。
- ・スケール指板図 (p86 ~) : スケールをまとめて記入できます。レッスンや学習時に便利です。
- ・各譜面の天地には均等にガイドマークが付けられています。小節線を引くときの目安にお使いください。

TAB

TAB

TAB

TAB

TAB

TAB

TAB

TAB

TAB

TAB

TAB

TAB

TAB

TAB

TAB

TAB

TAB

TAB

TAB

TAB

TAB

TAB

EXAMPLE

EXAMPLE

A musical staff with six lines. The word "SAMPLE" is written diagonally across the staff in a large, bold, grey font. To the left of the staff, there are seven pairs of "TAB" labels, each pair positioned between two adjacent lines of the staff. The staff contains several horizontal lines representing guitar strings, with some lines having small vertical tick marks indicating fret positions.

A musical staff with six lines. The word "SAMPLE" is written diagonally across the staff in a large, bold, grey font. To the left of the staff, there are seven pairs of "TAB" labels, each pair positioned between two adjacent lines of the staff. The staff contains several horizontal lines representing guitar strings, with some lines having small vertical tick marks indicating fret positions.

Handwriting practice sheet for page 8. It features five sets of five-line musical staves. Each set is labeled 'TAB' on the left side. A large, diagonal watermark reading 'SAMPLE' is overlaid across the page.


Handwriting practice sheet for page 9. It features five sets of five-line musical staves. Each set is labeled 'TAB' on the left side. A large, diagonal watermark reading 'SAMPLE' is overlaid across the page.

T  
A  
B

T  
A  
B

T  
A  
B

T  
A  
B




T  
A  
B

T  
A  
B



T  
A  
B



T  
A  
B





SAMPLES

SAMPLES









TAB



TAB



TAB



TAB



TAB



TAB



TAB



TAB



TAB



TAB



TAB



TAB



TAB



TAB



TAB



TAB

SAMPLE



TAB



TAB



TAB



TAB

SAMPLE

Musical staff with treble clef and TAB label.

Musical staff with treble clef and TAB label.

Musical staff with treble clef and TAB label.

Musical staff with treble clef and TAB label.

Musical staff with treble clef and TAB label.

Musical staff with treble clef and TAB label.

A musical staff on page 26 featuring a large, grey, stylized watermark that reads "SAMPLE" diagonally across the staff. The staff is a standard five-line musical staff with a treble clef and a common time signature (C). The watermark is composed of thick, rounded letters.

A musical staff on page 27 featuring a large, grey, stylized watermark that reads "SAMPLE" diagonally across the staff. The staff is a standard five-line musical staff with a treble clef and a common time signature (C). The watermark is composed of thick, rounded letters.

A musical score page for guitar. It features a large, diagonal watermark that reads "SAMPLE" in a bold, outlined font. The page contains two musical staves. The first staff is a treble clef staff with a treble clef symbol and a "TAB" label below it. The second staff is a guitar tablature staff with a treble clef symbol and a "TAB" label below it. The staves are empty, with only the watermark and labels visible.

A musical score page for guitar, identical in layout to page 28. It features a large, diagonal watermark that reads "SAMPLE" in a bold, outlined font. The page contains two musical staves. The first staff is a treble clef staff with a treble clef symbol and a "TAB" label below it. The second staff is a guitar tablature staff with a treble clef symbol and a "TAB" label below it. The staves are empty, with only the watermark and labels visible.

SAMPLE




TAB

SAMPLE



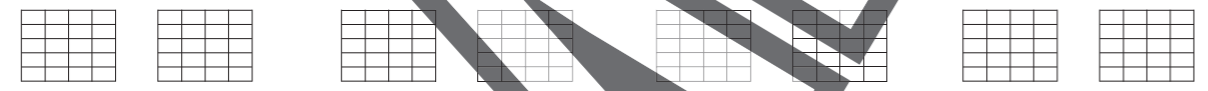
TAB



T  
A  
B



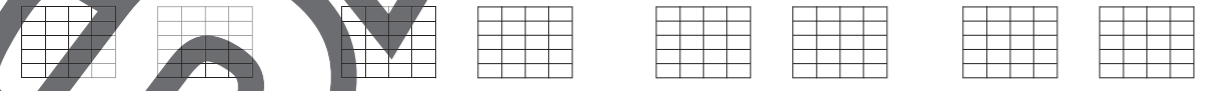
T  
A  
B



T  
A  
B

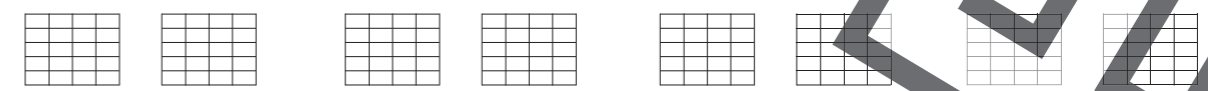


T  
A  
B



T  
A  
B

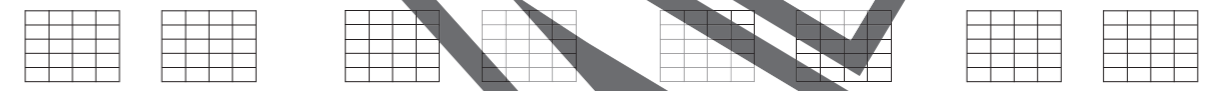
EXAMPLE



T  
A  
B



T  
A  
B



T  
A  
B

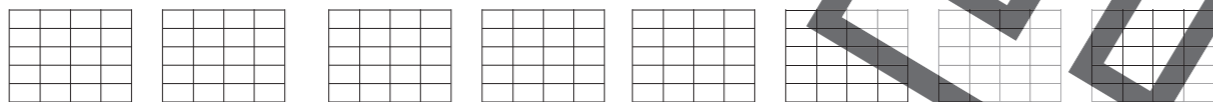


T  
A  
B



T  
A  
B

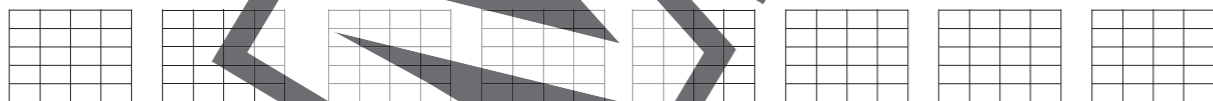
EXAMPLE



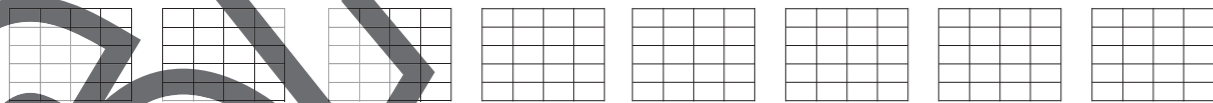
T  
A  
B



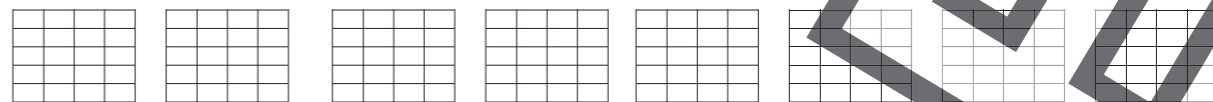
T  
A  
B



T  
A  
B



T  
A  
B



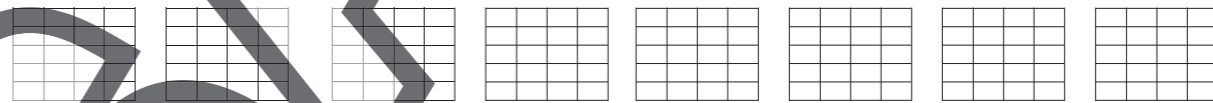
T  
A  
B



T  
A  
B



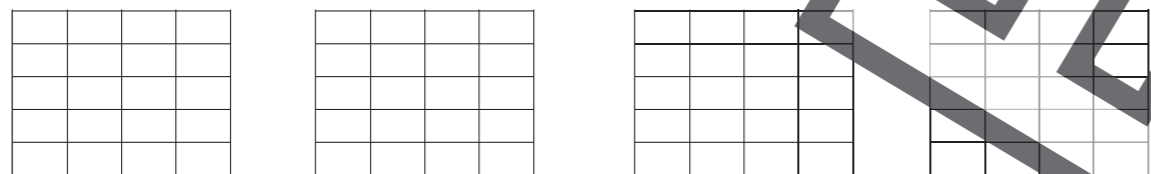
T  
A  
B



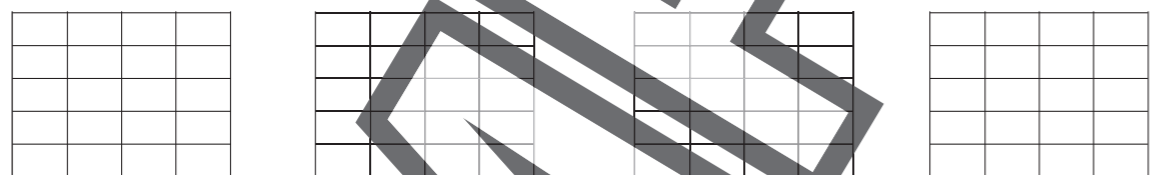
T  
A  
B

**EXAMPLE**

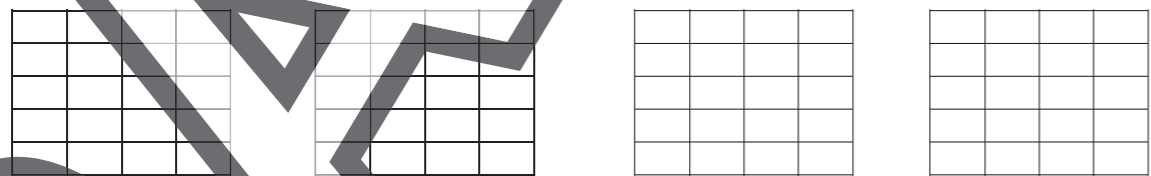
**EXAMPLE**



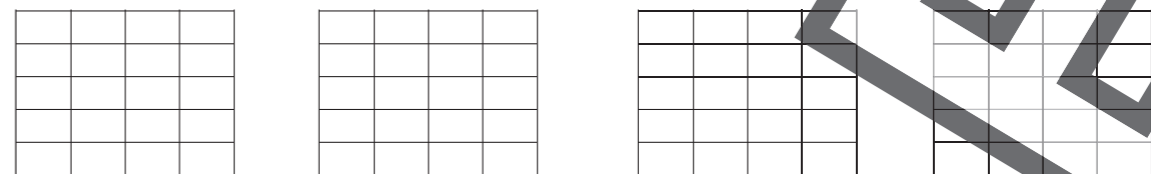
T  
A  
B



T  
A  
B



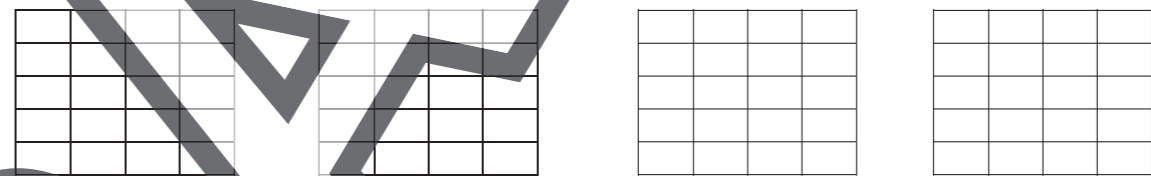
T  
A  
B




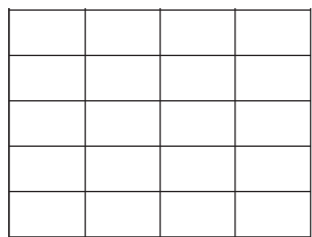
T  
A  
B



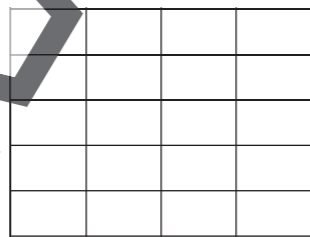

T  
A  
B




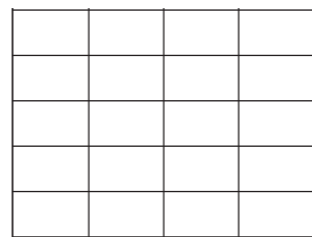
T  
A  
B



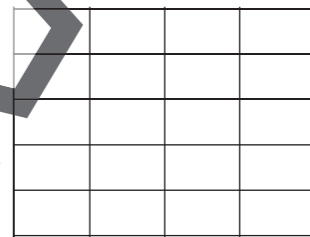

T  
A  
B



T  
A  
B



T  
A  
B



T  
A  
B

Blank guitar tablature page with five systems. Each system consists of a five-line staff with a 'TAB' label on the left, a grid of fret positions below the staff, and a diagram of a guitar headstock with six tuning pegs on the right.

**©SAMPLE**

Blank guitar tablature page with five systems. Each system consists of a five-line staff with a 'TAB' label on the left, a grid of fret positions below the staff, and a diagram of a guitar headstock with six tuning pegs on the right.

**©SAMPLE**

Handwriting practice sheet for page 42. It features five sets of musical staves, each labeled 'TAB' on the left. Each set includes a grid for letter tracing and a corresponding musical staff. A large, stylized watermark reading 'SAMPLE' is oriented diagonally across the page.

Handwriting practice sheet for page 43. It features five sets of musical staves, each labeled 'TAB' on the left. Each set includes a grid for letter tracing and a corresponding musical staff. A large, stylized watermark reading 'SAMPLE' is oriented diagonally across the page.



TAB

TAB

TAB

TAB

TAB

TAB

TAB

TAB

TAB

TAB

TAB

TAB

TAB

TAB

TAB

TAB

TAB

TAB

TAB

TAB

EXAMPLE

EXAMPLE

Handwriting practice page 48. It features five sets of musical staves, each with a 'TAB' label on the left. A large, stylized watermark reading 'SAMPLE' is oriented diagonally across the page.

Handwriting practice page 49. It features five sets of musical staves, each with a 'TAB' label on the left. A large, stylized watermark reading 'SAMPLE' is oriented diagonally across the page.

Handwriting practice page 50. It features three sets of four-line musical staves. Each set is labeled 'TAB' on the left side. A large, stylized watermark reading 'SAMPLE' is oriented diagonally across the page.

Handwriting practice page 51. It features three sets of four-line musical staves. Each set is labeled 'TAB' on the left side. A large, stylized watermark reading 'SAMPLE' is oriented diagonally across the page.

Musical staff system 1 on page 52, featuring a treble clef, a blank staff, and a guitar tablature staff with eight empty fretboard grids.

Musical staff system 2 on page 52, featuring a treble clef, a blank staff, and a guitar tablature staff with eight empty fretboard grids.

Musical staff system 3 on page 52, featuring a treble clef, a blank staff, and a guitar tablature staff with eight empty fretboard grids.

Musical staff system 4 on page 52, featuring a treble clef, a blank staff, and a guitar tablature staff with eight empty fretboard grids.

©

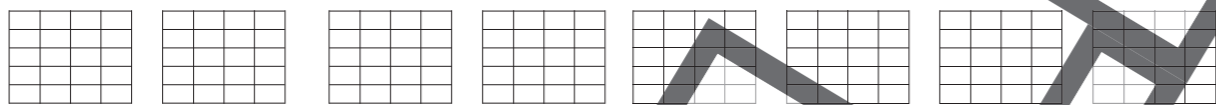
Musical staff system 1 on page 53, featuring a treble clef, a blank staff, and a guitar tablature staff with eight empty fretboard grids.

Musical staff system 2 on page 53, featuring a treble clef, a blank staff, and a guitar tablature staff with eight empty fretboard grids.

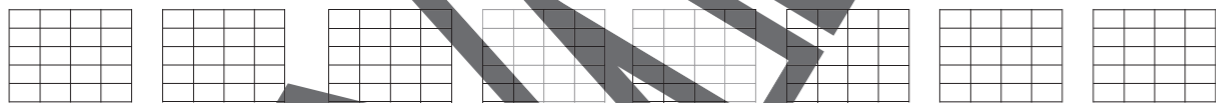
Musical staff system 3 on page 53, featuring a treble clef, a blank staff, and a guitar tablature staff with eight empty fretboard grids.

Musical staff system 4 on page 53, featuring a treble clef, a blank staff, and a guitar tablature staff with eight empty fretboard grids.

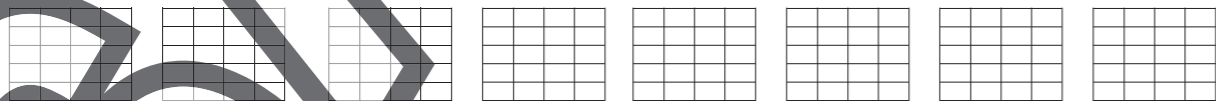
©



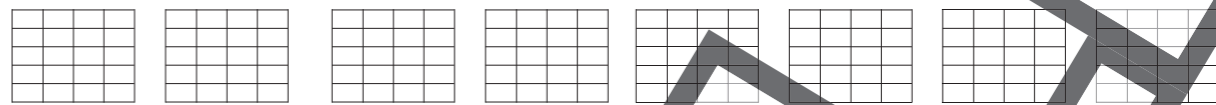
TAB



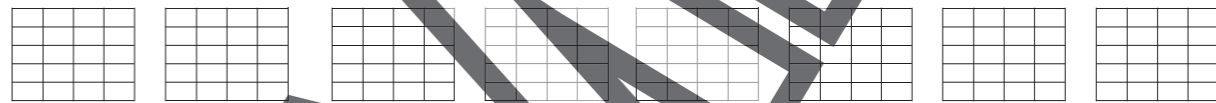
TAB



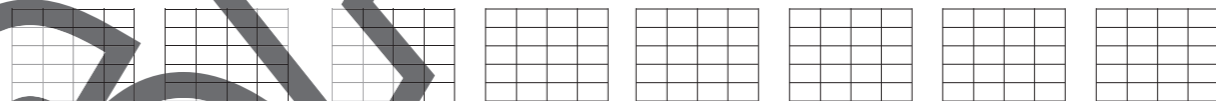
TAB



TAB



TAB



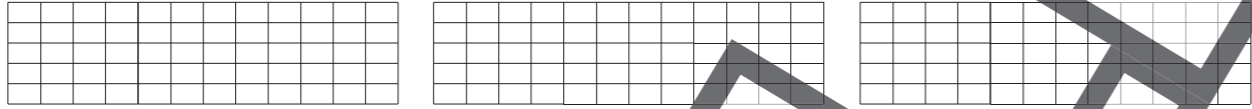
TAB

Musical notation system for guitar. It consists of a treble clef staff at the top and a six-line staff below it labeled "TAB". The treble staff contains four empty measures. The TAB staff contains four empty 4x4 grids, one in each measure, for recording fret numbers.


Musical notation system for guitar. It consists of a treble clef staff at the top and a six-line staff below it labeled "TAB". The treble staff contains four empty measures. The TAB staff contains four empty 4x4 grids, one in each measure, for recording fret numbers.

Musical notation system for guitar. It consists of a treble clef staff at the top and a six-line staff below it labeled "TAB". The treble staff contains four empty measures. The TAB staff contains four empty 4x4 grids, one in each measure, for recording fret numbers.

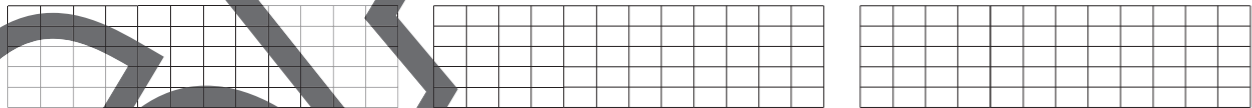
Musical notation system for guitar. It consists of a treble clef staff at the top and a six-line staff below it labeled "TAB". The treble staff contains four empty measures. The TAB staff contains four empty 4x4 grids, one in each measure, for recording fret numbers.



TAB

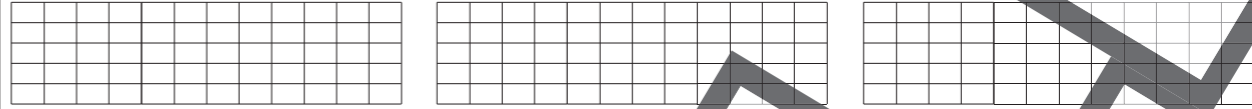


TAB




TAB

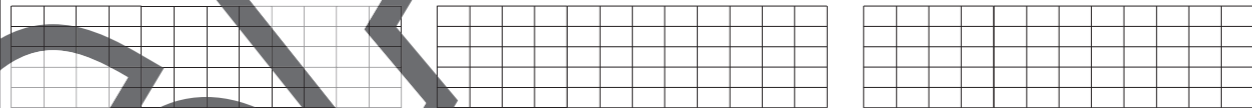
**EXAMPLE**



TAB



TAB



TAB

**EXAMPLE**

Musical notation system with a treble clef, a 12-column grid, and a TAB section.

Musical notation system with a treble clef, a 24-column grid, and a TAB section.

Musical notation system with a treble clef, a 12-column grid, and a TAB section.

Musical notation system with a treble clef, a 12-column grid, and a TAB section.

Musical notation system with a treble clef, a 24-column grid, and a TAB section.

Musical notation system with a treble clef, a 12-column grid, and a TAB section.

Musical notation system for guitar. It features a treble clef on the left, a 6-line staff, and a 6x12 grid below it. The letters 'T', 'A', and 'B' are stacked vertically on the left side of the grid. A large, stylized watermark reading 'SAMPLE' is oriented diagonally across the page.

Musical notation system for guitar. It features a treble clef on the left, a 6-line staff, and a 6x12 grid below it. The letters 'T', 'A', and 'B' are stacked vertically on the left side of the grid. A large, stylized watermark reading 'SAMPLE' is oriented diagonally across the page.

Musical notation system for guitar. It features a treble clef on the left, a 6-line staff, and a 6x12 grid below it. The letters 'T', 'A', and 'B' are stacked vertically on the left side of the grid. A large, stylized watermark reading 'SAMPLE' is oriented diagonally across the page.

Musical notation system for guitar. It features a treble clef on the left, a 6-line staff, and a 6x12 grid below it. The letters 'T', 'A', and 'B' are stacked vertically on the left side of the grid. A large, stylized watermark reading 'SAMPLE' is oriented diagonally across the page.



TAB

TAB



TAB

TAB



TAB

TAB



TAB

TAB

EXAMPLE



TAB

TAB



TAB

TAB



TAB

TAB



TAB

TAB

EXAMPLE



TAB

TAB



TAB

TAB



TAB

TAB

SAMPLE



TAB

TAB



TAB

TAB



TAB

TAB

SAMPLE

Musical notation system with a treble clef and two TAB staves.

Musical notation system with a treble clef and two TAB staves.

Musical notation system with a treble clef and two TAB staves.

Musical notation system with a treble clef and two TAB staves.

A musical score template for page 70. It features five systems of music. Each system consists of a five-line staff with a treble clef on the left. Below each staff are two rectangular grids, each divided into a 4x8 grid of squares. A large, bold, grey watermark with the word "SAMPLE" is oriented diagonally across the page from the bottom-left to the top-right.

A musical score template for page 71. It features five systems of music. Each system consists of a five-line staff with a treble clef on the left. Below each staff are two rectangular grids, each divided into a 4x8 grid of squares. A large, bold, grey watermark with the word "SAMPLE" is oriented diagonally across the page from the bottom-left to the top-right.

Page 72 features four systems of musical notation. Each system consists of a five-line staff with a treble clef on the left. Above each staff are two rectangular grids: a 3x10 grid on the left and a 3x10 grid on the right. A large, bold, grey watermark with the word "SAMPLE" is oriented diagonally from the bottom-left to the top-right, overlapping the entire page.

Page 73 features four systems of musical notation, identical in layout to page 72. Each system consists of a five-line staff with a treble clef on the left. Above each staff are two rectangular grids: a 3x10 grid on the left and a 3x10 grid on the right. A large, bold, grey watermark with the word "SAMPLE" is oriented diagonally from the bottom-left to the top-right, overlapping the entire page.

This page features a musical score template with four systems. Each system consists of a treble clef on the left, followed by a five-line staff. Below each staff is a rectangular grid with 10 columns and 3 rows. A large, semi-transparent watermark with the word "SAMPLE" is oriented diagonally across the page from the bottom-left to the top-right.

This page features a musical score template with four systems, identical in layout to page 74. Each system consists of a treble clef on the left, followed by a five-line staff, and a rectangular grid with 10 columns and 3 rows below it. A large, semi-transparent watermark with the word "SAMPLE" is oriented diagonally across the page from the bottom-left to the top-right.

